

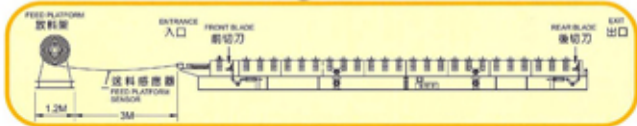

單層浪板成型機

SINGLE LAYER ROOFING FORMING MACHINE

Model(CHJ-A-18)

以高品質設計出油壓式帶動自動七之操作，操作簡便，產製出世上罕見之鋼型。

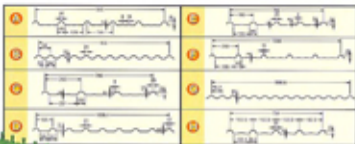
High quality automatic hydraulic forming machine. Easy operation. The roofing can be manufactured as shown in the following diagrams.



雙層浪板成型機

DOUBLE LAYERS ROOFING FORMING MACHINE

● Model/CHJ-A-08



鋼板厚度 SHEET THICKNESS	0.3-0.8mm
成型速度 FORMING SPEED	20-24m PER MINUTE
板幅 SHEET WIDTH	475mm
轉盤速度 ROLLER SPEED	1UP 1DOWN 15-25
動力馬達 MOTOR POWER	10-20hp
全長 x 全寬 LENGTH WIDTH	L: 8-12M W: 1.4-1.8M
淨重 NET WEIGHT	5-8Ton

Model/CHJ-A-08

● Model/CHJ-E-01

● 液壓開式之料架
Hydraulic open type single head material loader

此機器之機身採數不定而設計之成型機(與單層及收機專用)

A machine designed according to the areas of factory buildings. (Similar to single Layer Roofing Forming Machine)



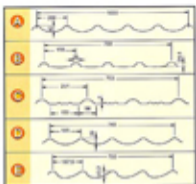
琉璃瓦浪板成型機

COLOR METEL TILESHEET ROOF FORMING MACHINE

金屬彩色鋼板



鋼板厚度 SHEET THICKNESS	0.3-0.7mm
成型溫度 FORMING TEMPERATURE	18-23℃
成型速度 FORMING SPEED	20-30MPH
轉盤直徑 ROLLER DIAMETER	475mm
轉盤間距 ROLLER SPACING	18-24
動力馬達 MOTOR OUTPUT	15-30hp
全機尺寸 LENGTH OF MACHINE	L: 8-12M W: 1.4-1.8M
電壓及電流 ELECTRIC VOLTAGE AND CURRENT	3-6Ton



● Model WCHJ-A-28



● Model WCHJ-E-01

● 液壓開閉式之料架
Hydraulic open type single head material stand

Model WCHJ-A-28

傳統之浪板，在型狀上比較平直，而在鋼板表面上的紋樣式之各種花紋，除增加其立體感，在美觀方面亦添加更多美感，而開發研究後推出此種變化、自動化之機械。

Traditional tilesheets is flatter in shape. But the latest tilesheets with all categories of horizontal texture can add the three-dimensional appearance, and the merit. The forming machine developed by us with high technology can manufacture all products precisely and automatically.

